

Clement Custom Doors, Inc.

(864) 233-0727
Fax# (864) 233-9775

WOOD DOOR & DRAWER FRONT ORDER FORM

Quote Only


NOTE: This will be considered an order unless otherwise marked!

Company Name _____ ID# _____ Ordered By _____


Phone (____) _____ Date _____ P.O.# _____ Page ____ of ____

Door Style

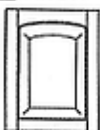
SQUARE



CATHEDRAL



ARCH



Rail & Stile Profile

STANDARD

TRIPLE BEAD

SHAKER

Panel Profile

STANDARD



201

RICHMOND



202

WILLIAMSBURG




205

FLAT PANEL



REVERSED RECESSED



206

COLONIAL



204

BEADED FLAT



Hinge Boring

BORE FOR CONCEALED BLUM HINGES

CHOOSE ONE:

3MM OFFSET

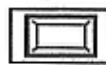
6MM OFFSET

Drawer Front Style

SLAB



RAISED PANEL



Outside Edge

SQUARE



EASEOVER



1/4 ROUND



1/4 RND W/ STEP



OGEE



CLASSIC



COVE



Doors

	Qty	Width	Height	L / R	Changes
1					
2					
3					
4					
5					
6					
7					
8					
9					
10					
11					
12					
13					
14					
15					
16					
17					
18					
	Total Doors				

Select Material

PAINT GRADE MAPLE

BEECH

ASH

MAPLE

RED OAK

CLEAR PINE

KNOTTY PINE

ALDER

KNOTTY ALDER

CHERRY

RUSTIC CHERRY

HICKORY

Drawers

	Qty	Width	Height
1			
2			
3			
4			
5			
6			
7			
8			
	Total Drawer Fronts		